





COMPRESSION FITTINGS - KLEMMVERBINDUNGEN - ZŁĄCZKI ZACISKOWE


COD. 1007	DIM	PACK A	PACK B	PACK C
	16x1/2"x16	50	-	-
	16x3/4"x16	50	-	-
	20x1/2"x20	40	180	-
	20x3/4"x20	40	180	-
	25x1/2"x25	25	110	-
	25x3/4"x25	25	100	-
	25x1"x25	25	100	-
	32x1/2"x32	15	70	-
	32x3/4"x32	15	70	-
	32x1"x32	15	65	-
TRÖJNIK 90° PE GW PE	*32x1 1/2"x32	15	60	-
	40x1"x40	8	35	-
	*40x1 1/2"x40	8	35	-
	*40x1 1/2"x40	8	35	-
	50x1/2"x50	-	20	-
	*50x1 1/2"x50	-	20	-
	*50x2"x50	-	20	-
	*63x1 1/2"x63	-	12	-
	*63x1 1/2"x63	-	12	-
	*63x2"x63	-	12	-
*63x2 1/2"x63	-	12	-	
*75x2"x75	-	8	-	
*75x2 1/2"x75	-	7	-	
*75x3"x75	-	7	-	
*90x2 1/2"x90	-	4	-	
*90x3"x90	-	4	-	
*90x4"x90	-	4	-	
*110x3"x110	-	-	4	
*110x4"x110	-	-	4	


COD. 1009	DIM	PACK A	PACK B
	16x1/2"	80	-
	16x3/4"	80	-
	20x1/2"	60	350
	20x3/4"	60	330
	25x1/2"	35	210
	25x3/4"	35	210
	25x1"x25	35	200
	32x1/2"	25	130
	32x3/4"	25	130
	32x1"	25	130
TRÖJNIK 90° PE GW PE	*32x1 1/2"x32	15	70
	40x1"x40	8	35
	*40x1 1/2"x40	8	35
	*40x1 1/2"x40	8	35
	50x1/2"x50	-	20
	*50x1 1/2"x50	-	20
	*50x2"x50	-	20
	*63x1 1/2"x63	-	12
	*63x1 1/2"x63	-	12
	*63x2"x63	-	12
*63x2 1/2"x63	-	12	
*75x2"x75	-	8	
*75x2 1/2"x75	-	7	
*75x3"x75	-	7	
*90x2 1/2"x90	-	4	
*90x3"x90	-	4	
*90x4"x90	-	4	
*110x3"x110	-	-	4
*110x4"x110	-	-	4

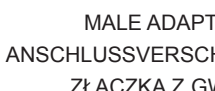
COD. 1010	DIM	PACK A	PACK B	PACK C
	16x1/2"x16	50	-	-
	16x3/4"x16	50	-	-
	20x1/2"x20	40	180	-
	20x3/4"x20	40	180	-
	25x1/2"x25	25	110	-
	25x3/4"x25	25	110	-
	25x1"x25	25	100	-
	32x1/2"x32	15	65	-
	32x3/4"x32	15	65	-
	32x1"x32	15	65	-
TRÖJNIK 90° PE-GZ-PE	40x1"x40	8	35	-
	40x1 1/2"x40	8	35	-
	50x1 1/2"x50	-	20	-
	50x2"x50	-	20	-
	63x1 1/2"x63	-	10	-
	63x2 1/2"x63	-	10	-
	63x2 1/2"x63	-	10	-
	75x2 1/2"x75	-	6	-
	75x3"x75	-	6	-
	90x3"x90	-	4	-
90x4"x90	-	4	-	
110x4"x110	-	-	2	


COD. 1011	DIM	PACK A	PACK B
	40x1 1/2" [DN 40]	-	20
	50x1 1/2" [DN 40]	-	14
	50x2" [DN 50]	-	14
	63x2" [DN 50]	-	10
	63x2 1/2" [DN 65]	-	10
	75x2 1/2" [DN 65]	-	8
	75x3" [DN 80]	-	7
	90x3" [DN 80]	-	6
	90x4" [DN 100]	-	6
	110x4" [DN 100]	-	4


COD. 1008	DIM	PACK A	PACK B
	16x1/2"	80	-
	16x3/4"	80	-
	20x1/2"	75	350
	20x3/4"	75	350
	25x1/2"	50	220
	25x3/4"	50	220
	25x1"x25	30	130
	32x1/2"	30	130
	32x3/4"	30	130
	32x1"	30	130
WINKEL 90° MIT AUSSENGEWINDE	40x1"x40	8	35
	40x1 1/2"x40	8	35
	50x1 1/2"x50	-	20
	50x2"x50	-	20
	63x1 1/2"x63	-	10
	63x2"x63	-	10
	63x2 1/2"x63	-	10
	75x2 1/2"x75	-	6
	75x3"x75	-	6
	90x3"x90	-	4
90x4"x90	-	4	
110x4"x110	-	4	


COD. 1012	DIM	PACK A	PACK B
	16	140	-
	20	100	400
	25	50	250
	32	40	170
	40	20	100
	50	10	55
	63	-	30
	75	-	22
	90	-	12
	110	-	6

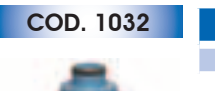
COD. 1013	DIM	PACK A	PACK B	PACK C
	20x16x20	30	-	-
	25x20x25	20	80	-
	32x20x32	15	60	-
	32x25x32	12	55	-
	40x32x40	6	30	-
	50x25x50	-	20	-
	50x32x50	-	18	-
	50x40x50	-	17	-
	63x25x63	-	11	-
	63x32x63	-	11	-
TRÖJNIK 90° PE-PE-PE REDUKCYJNY	63x40x63	-	8	-
	63x50x63	-	8	-
	75x63x75	-	5	-
	90x63x90	-	3	-
	90x75x90	-	3	-
	110x90x110	-	-	2

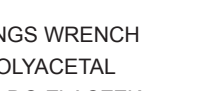
COD. 1014	DIM	PACK A	PACK B
	25	30	150
	32	20	100
	40	10	50
	50	-	25
	63	-	15
	75	-	11
	90	-	6
	110	-	4

COD. 1021	DIM	PACK A	PACK B
	32x3/4"x32	-	70

COD. 1023	DIM	PACK A	PACK B
	25x25x1/2	25	-
	32x32x1/2	20	-
	32x32x3/4	20	-

COD. 1029	DIM	PACK A	PACK B
	20x25x20	-	110
	25x32x25	-	70
	32x40x32	-	40
	40x50x40	-	23

COD. 1033	DIM	PACK A	PACK B
	15/22x20	20	-
	15/22x25	20	-
	20/27x25	20	-
	20/27x32	18	-
	27/34x25	18	-
	27/34x32	15	-


COD. 1034	DIM	PACK A	PACK B
	20x1/2"	55	-
	25x3/4"	35	-

COD. 1035	DIM	PACK A	PACK B
	20x1/2"	70	-
	25x3/4"	45	-
	32x1"	25	-
	40x1 1/2"	15	-
	50x1 1/2"	-	40
	63x2"	-	20

COD. 1036	DIM	PACK A	PACK B
	20x1/2"	80	-
	25x3/4"	45	-
	32x1"	25	-
	40x1 1/2"	15	-
	50x1 1/2"	-	40
	63x2"	-	20

COD. 1039	DIM	PACK A	PACK B
	20x1/2"	65	-
	20x3/4"	65	-
	25x3/4"	40	-
	32x1"	20	-
	40x1 1/2"	15	-
	50x1 1/2"	-	38
	63x2"	-	20

CLAMP SADDLES - ANBOHRSCHELLEN - OBEJMY SKRĘCANE

COD. 1019	DIM	N.BUL.	PACK B
	25x1/2"	2	180
	25x3/4"	2	180
	32x1/2"	2	140
	32x3/4"	2	140
	32x1"	2	140
	40x1/2"	2	110
	40x3/4"	2	110
	40x1"	2	110
	50x1/2"	4	80
	50x3/4"	4	80
OBEJMA BEZ WZMACNIAJĄCEGO PIERSIENIA	50x1"	4	80
	50x1 1/2"	4	80
	63x1/2"	4	55
	63x3/4"	4	55
	63x1"	4	55
	63x1 1/2"	4	55
	63x3/4"	4	55
	63x1"	4	55
	63x1 1/2"	4	55
	63x3/4"	4	55
OBEJMA ZE WZMACNIAJĄCYM PIERSIENIEM	63x1 1/2"	4	55
	75x1/2"	4	40
	75x3/4"	4	40
	75x1"	4	40
	75x1 1/2"	4	40
	75x3/4"	4	40
	75x1"	4	40
	75x1 1/2"	4	40
	75x3/4"	4	40
	75x1"	4	40
OBEJMA ZE WZMACNIAJĄCYM PIERSIENIEM	75x1 1/2"	4	40
	75x3/4"	4	40
	75x1"	4	40
	75x1 1/2"	4	40
	75x3/4"	4	40
	75x1"	4	40
	75x1 1/2"	4	40
	75x3/4"	4	40
	75x1"	4	40
	75x1 1/2"	4	40
OBEJMA ZE WZMACNIAJĄCYM PIERSIENIEM	90x1/2"	4	25
	90x3/4"	4	25
	90x1"	4	25
	90x1 1/2"	4	25
	90x3/4"	4	25
	90x1"	4	25
	90x1 1/2"	4	25
	90x3/4"	4	25
	90x1"	4	25
	90x1 1/2"	4	25
OBEJMA ZE WZMACNIAJĄCYM PIERSIENIEM	90x3/4"	4	25
	90x1"	4	25
	90x1 1/2"	4	25
	90x3/4"	4	25
	90x1"	4	25
	90x1 1/2"	4	25
	90x3/4"	4	25
	90x1"	4	25
	90x1 1/2"	4	25
	90x3/4"	4	25
OBEJMA ZE WZMACNIAJĄCYM PIERSIENIEM	110x1/2"	4	15
	110x3/4"	4	15
	110x1"	4	15
	110x1 1/2"	4	15
	110x3/4"	4	15
	110x1"	4	15
	110x1 1/2"	4	15
	110x3/4"	4	15
	110x1"	4	15
	110x1 1/2"	4	15
OBEJMA ZE WZMACNIAJĄCYM PIERSIENIEM	110x3/4"	4	15
	110x1"	4	15
	110x1 1/2"	4	15
	110x3/4"	4	15
	110x1"	4	15
	110x1 1/2"	4	15
	110x3/4"	4	15
	110x1"	4	15
	110x1 1/2"	4	15
	110x3/4"	4	15
OBEJMA ZE WZMACNIAJĄCYM PIERSIENIEM	125x1/2"	6	12